

[2020]G20000700012

---

-6

7-8

9-10

11

12

13

14

15-16

17-18

19-127

[2020]G20000700012

2019 12

31

2019

2019 12 31

2019

<p>40                      2019</p> <p>149,462.51</p>	<p>1</p> <p>2</p> <p>3</p> <p>4</p> <p>5</p>

<p>7                      2019    12    31</p> <p>43,273.83</p> <p>4,447.41</p>	<p>1</p> <p>2</p> <p>3</p> <p>4</p> <p>5</p>

	300
	6

	1
	2
	3
3	2019
12 31	
51,203.75	
6,431.87	4
	5

--

1

2      2018                      2019

3

2019

12    31                      3.06  
 2018    5

4

Magnetic MRO AS

2019    3    MMRO

Direct Maintenance Holding B.V.

2019

852.31

1

2

3

4

5

6



2019

---

---

---

---

2020 4 27

---

Leasing Ltd MAC Aero Interiors Ltd.

Magnetic MRO AS Magnetic

2019

---

---

12

---

1 1 12 31

---

12

---

---

---

1

14

14



3

:

;

:

;

;

;

;

4

;

: 1

; 2

: 1

; 2

(

)

: 1

;

2

5

7

8

9

10

1

;

2

1	
2	
1	
2	
3	

3

1	
2	
3	

---

15 -

/

---

1)

2)

2019

---

---





---

---

1

2

3

3



2019

---

---

---



2019

---

1

2

3

1

2

3

---



2019

---

---

		(	)
--	--	---	---

2019

1

- 37.590.612e62 37

**2019**

2017 8 24 2017 2017 9 2017  
 5 2 37 2017 2017 14  
 2019 1 1

3 2019 5 9 < 7 >  
 2019 8 2019 6 2019 1 1  
 2019 1

4 2019 5 16 < 12 >  
 2019 9 2019 6 2019 1 1  
 2019 1 1

2019

2019

1 2019 1 1

A.

2018 12 31			2019 1 1		
					350,000.00
16,139,587.70					

2019

		4,306,926.37			4,306,926.37
-		3,164,888.22			3,164,888.22

2019


1

1

2019 1 1

2

2

3

3

B.

	2018 12 31			2019 1 1
	4,306,926.37			

2019

				4,306,926.37

A.

3 2019 1 1

A

	2018 12 31			2019 1 1
1				
1	46,646,089.56	-	281,922.08	46,928,011.64
1	331,598.98	-	7,930.23	339,529.21

1 2019 1 1

	2018 12 31			2019 1 1
	19,193,307.84		41,427.01	19,234,734.85
	47,362,320.66		-6,442.38	47,355,878.28

2019

	467,970,427.82		-241,982.92	467,728,444.90
--	----------------	--	-------------	----------------

**B**



## 2019

---

2019	15%								
			2018				2018	11	
27									
	2019	15%							
			2018				2018	11	23
	2019	15%							
			2013		2015	2018	3	16.5%	
	2018	4	1	200		8.25%			
16.5%									

2019

---

**1**

	427,595.68	226,064.43
	296,098,601.17	154,794,283.74
	157,168,564.50	150,671,852.08

2019

2

	300,000.00	-
	5,600,000.00	17,038,715.12
	315,883.23	1,249,127.42
	5,584,116.77	15,789,587.70

--	--	--

**2019**

---

2019 12 31

2019 12 31

2019 12 31

2019 12 31

933,244.19

2019 12 31

2019

4-5	7,638,240.13	1,885,046.01
5	3,642,821.24	1,861,053.67

2019

			<u>%</u>	
	1,281,085.91	1,281,085.91	100.00	
	1,136,842.22	1,136,842.22	100.00	
Olympus Airways S.A.	859,895.31	859,895.31	100.00	
	5,381,690.00	2,690,845.00	50.00	
	200,000.00	200,000.00	100.00	
	8,859,513.44	6,168,668.44	69.63	

2019

	2			%
1		207,369,329.49	9,857,352.83	4.75
1-2		46,166,192.46		

1,174,823.74

2019 12 31


				(%)	
		123,837,685.78	3	21.49	16,565,388.12
		57,440,366.13	1	9.97	3,424,293.30

2019

				(%)	
		26,815,752.52	5	4.65	3,920,741.24
		25,997,607.40	2	4.51	1,289,453.87

2019

5



2019

6

\_\_\_\_\_

\_\_\_\_\_

\_\_\_\_\_

\_\_\_\_\_

2019

3-4x 45,000ge0

1	3,934,929.45	1,124,744.81
1-2	142,568.64	1,438,556.33
2-3	-	244,630.50

2019

||

-

-

-

-

2019

---

	2,978,642.72	2,035,327.09
	579,066.00	187,212.11

2019

7

1

2019

3

		206,147,435.55
		10,258,331.74
		106,693,474.73
		-
		234,929,804.21
		88,169,437.81

8

		35,586.20
		-
	9,576,965.21	8,146,580.05
	3,830,835.90	4,951,539.88

2019

---

9

---

2019

	21,681,312.69	-	22,000,000.00	-163,443.95	-	482,131.26	-	-	-	-	-	-
Magnetic Parts Trading Ltd	9,058,259.49	-	-	5,978,534.54	-	-	-	-	-50,713.33	14,986,080.70	-	-

2019

12



2019

---

---

---

---

---

2019

1.	24,603,933.51	173,671,396.43	17,160,424.28	8,071,463.05	150,611.53	223,657,828.80
2.	4,619,722.62	29,324,065.34	4,046,771.76	2,503,548.64	211,314.59	40,705,422.95
1	4,619,722.62	27,529,379.82	3,059,570.91	1,298,309.94	211,314.59	36,718,297.88
2	-	1,794,685.52	987,200.85	1,205,238.70	-	3,987,125.07
3.	-	3,267,408.68	1,742,609.66	593,294.72	-	5,603,313.06
1	-	3,267,408.68	1,742,609.66	593,294.72	-	5,603,313.06
4.	-	-88,719.18	-1,632.30	30,721.63	-693.15	-60,323.00
5.	29,223,656.13	199,639,333.91	19,462,954.08	10,012,438.60	361,232.97	258,699,615.69
1.	-	917,435.04	-	-	-	917,435.04



2019

---

15

1.	45,314,702.45	21,919,579.35	77,980,281.75	-	-	-	145,214,563.55
2.		- 2,889,774.67	11,686,958.27	15,723,741.52	11,277,330.53	7,658,330.73	49,236,135.72

2019

2.	-	-	-	-	-	-	-
3.	-	-	-	-	-	-	-
4.	-	-	-	-	-	-	-
1.	35,831,020.45	11,423,771.05	75,352,179.92	14,806,150.53	10,619,219.45	7,211,413.59	155,243,754.99

2019

17

1

Magnetic MRO AS 100%	275,910,274.53		-	-	-	4,488,561.17	280,398,835.70
Direct Maintenance Holding B.V 100%		24,968,171.17				680,306.52	25,648,477.69
	275,910,274.53	24,968,171.17	-	-	-	5,168,867.69	306,047,313.39

Magnetic MRO AS      2019    3      Direct Maintenance Holding B.V      100%      24,968,171.17

2

Magnetic MRO AS 100%	-	8,082,966.33		-	-	8,082,966.33
Direct Maintenance Holding B.V 100%	-	440,089.28	-	-	-	440,089.28
	-	8,523,055.61	-	-	-	8,523,055.61

2019

---

Magnetic MRO AS	Direct Maintenance Holding B.V	Magnetic MRO AS	Direct
Maintenance Holding B.V		Magnetic MRO AS	Direct Maintenance Holding B.V

Direct Maintenance Holding B.V	Direct Maintenance Holding B.V
Direct Maintenance Holding B.V	

4

Magnetic MRO AS	MMRO	Direct Maintenance Holding B.V	DMH	MMRO
	MMRO	2019 12 31		
8,082,966.33			440,089.28	

1

2

	MMRO		
MMRO		332,392,275.40	60,693,767.53

2019

---

3

—	—	—	—
1		2020 -2024	
2		-25.72% 45.36%	
3		0%	
4		13.96% 14.82%	
5		12.94%	WACC

—	—	—	—
1		2020 -2024	
2		-10.61% 45.26%	
3		0%	



2019

18 \_\_\_\_\_

	2,700,712.60	2,350,879.66	1,172,530.42	58,768.02	3,937,829.86
	2,700,712.60	2,350,879.66	1,172,530.42	58,768.02	3,937,829.86

19 \_\_\_\_\_

1

2

	8,948,855.80	7,577,862.20
	8,948,855.80	7,577,862.20

2019

3

2021	248,215.95	248,215.95	
2022	2,575,680.77	2,575,680.77	
2023	4,753,965.48	4,753,965.48	
2024	1,370,993.60	-	
	8,948,855.80	7,577,862.20	

20

21

			284,033,546.68
	57,954,006.47		37,902,708.63
	372,645,265.32		321,936,255.31

2019

2019 12 31	314,691,258.85	
		27,542,927.13
		67,104,586.10
		29,946,673.50
		49,076,488.34
		10,015,609.87
		30,046,829.60
		20,654,442.42
		28,757,857.37
		49,611,816.12
Rabobank		1,934,028.40
		314,691,258.85

**2019**

---

	2	10,000,000.00	3	23,764,000.00	4	1,700,000.00		
5	3,000,000.00	6	1,300,000.00	7	3,900,000.00			
2	2019	3	7		10,000,000.00	2021	3	6
		1000						

**22**

									12,819,031.08
								41,240,165.61	24,771,581.14
								41,240,165.61	37,590,612.22

2019

---

24 \_\_\_\_\_

2019 12 31

5%

5%

25 \_\_\_\_\_

1

	35,064,158.52	324,841,830.43	312,518,999.37	-50,538.23	47,336,451.35
-	-	10,455,700.19	10,455,700.19	-	-
	-	554,173.91	554,173.91	-	-
	-	-	-	-	-
	35,064,158.52	335,851,704.53	323,528,873.47	-50,538.23	47,336,451.35

2019

		-	518,088.01	518,088.01	-	-

2019

		405,853.27	324,186.42
		179,164.97	151,608.04
		31,964.70	22,220.62
		-	27,853.38

2019


2019

28

	23,463,476.67	15,694,634.51
	-	-
	2,777,165.32	1,968,175.21

**2019**

		180,284,761.84	1
		180,284,761.84	

1  
287157

2

0940018706

168

2016

2019 12 31

141,250,119.15

---

---

---

2019

1	100.00	2018-12-24	3	120,000,000.00	116,416,458.42	-	7,665,000.00	522,030.02	7,560,000.00	-	117,043,488.44
2	781.55	2018-12-21	3	62,524,000.00	21,413,105.55	41,657,476.76	4,235,165.44	-103,560.12	4,166,280.95	-184,100.15	62,851,806.53

2019

2019 12 31

5%

5%

33 \_\_\_\_\_

(1)

_____	_____	_____	_____	_____	_____	_____
	12,957,385.74	450,000.00	2,008,150.43	-	11,399,235.31	

(2)

---

_____	_____	_____	_____	_____	_____ / _____
-------	-------	-------	-------	-------	---------------

2019

34

---

				+		
	239,951,970.00	-	-	-	-	239,951,970.00

**2019**

---

**36**

---

---

---

---

---

2019

---

2019	9							84,066		
14.9380	/			1,316,106.86				1,255,777.91	84,066	
1,255,777.91			2020	1	2					
	2019	10	8			A	30%			
	84,066				161,950.00		3,682,075.46	2019	12	31
A		311,330			4,650,647.54					

37

---

期初余额

期末余额

2019

38

	47,362,320.66	-6,442.38	47,355,878.28	1,240,229.45	-	48,596,107.73
	-	-	-	-	-	-
	47,362,320.66	-6,442.38	47,355,878.28	1,240,229.45	-	48,596,107.73

39

	<u>2019</u>	<u>2018</u>
	467,970,427.82	419,743,303.82
	-	-
	-241,982.92	-
	467,728,444.90	419,743,303.82
	67,678,571.61	50,301,812.02
	3,119,339.34	-
	1,240,229.45	2,074,688.02
	-	-
	531,047,447.72	467,970,427.82

40

41

	<u>2019</u>	<u>2018</u>
	1,498,814.75	973,142.17

**2019**

	<b>2019</b>	<b>2018</b>
	136,577.34	156,577.34

**2019**

---

**44**

	<b>2019</b>	<b>2018</b>
	19,746,012.57	15,557,338.64
	10,108,724.73	10,226,838.47
	2,810,827.69	1,220,280.40
	1,864,024.49	1,980,979.69

**2019**

	321,176.47	321,176.47	/
	137,510.04	137,510.04	

2019

---

-

-15,966,348.51

**2019**

**52**

	<b>2019</b>	<b>2018</b>
	788,846.20	56,603.30
	510,000.00	510,000.00
	78,597.52	73,635.43
	153,876.79	-
	1,531,320.51	640,238.73

**2019**

	<b>2019</b>	<b>2018</b>
-	1,406,304.17	-
	-764,478.13	-5,336,266.99

**54** \_\_\_\_\_

	<b>2019</b>	<b>2018</b>
--	-------------	-------------

**2019**

	<u>2019</u>	<u>2018</u>
1.		
	66,190,989.84	49,589,550.16
	21,192,487.78	28,289,461.19
	17,564,214.33	-
	37,201,416.26	27,060,960.07
	14,441,322.34	9,303,367.02
	1,172,530.42	888,584.37
	-765,858.22	41,055.50

2

	65,339,702.44
	1,492,684.41
	-
	63,847,018.03

56 \_\_\_\_\_

57 \_\_\_\_\_  
\_\_\_\_\_

--	--	--	--	--

58,658,247.18

2019

	12,356.67	9.1501	113,064.77
	17,451.19	0.58872	10,273.86
	819,894.25	0.0691	56,654.69
	23,058.72	0.4983	11,490.16
	1,179,910.00	0.0019	2,241.83
			174,364,443.07
	14,705,975.02	6.9762	102,591,822.93
	8,127,836.51	7.8155	63,523,106.24
	901,529.24	9.1501	8,249,082.70
	732.43	0.58872	431.20
			3,672,341.30
	268,842.41	7.8155	2,101,137.86
	120,000.00	9.1501	1,098,012.00
	50,000.00	9.1501	457,505.00
	26,645.00	0.58872	15,686.44
			42,281,120.66
	5,409,906.04	7.8155	42,281,120.66
			99,985,614.52
	6,445,295.31	7.8155	50,373,205.50
	7,111,666.67	6.9762	49,612,409.02
			26,240,641.99
	3,357,512.89	7.8155	26,240,641.99
			147,851,292.15
	47,206.21	1.8368	86,708.37
	119,474.46	1.0459	124,958.34
	37,579.00	0.7464	28,048.97

2019

			44,937,658.99
	391,273.70	7.8155	3,057,999.60






2019

1





2019

2

					%	%		
					-	20.00		

15.60

0.07

(

MMRO

2019 12 31 57

2019

**1**

			<u>%</u>	<u>%</u>
			34.25	34.25

**2** \_\_\_\_\_

**3** \_\_\_\_\_

**4** \_\_\_\_\_

**5** \_\_\_\_\_



2019

			<u>2019</u>	<u>2018</u>
			270,266.01	10,664.22
			62,090,407.41	711,470.88
MagneticPartsTradingLimited			26,935,845.17	-



2019

6

1

		<u>2019.12.31</u>	<u>2018.12.31</u>
--	--	-------------------	-------------------

2019

		<u>2019.12.31</u>	<u>2018.12.31</u>
		-	20,923,642.05
		-	6,885,218.37
		-	6,597,447.97
		-	4,924,496.11

2019

	90%	75%	100%	80%	0	100%	80%	0
3	2017	2017	133,070,000					
	10	8	106,456,000	2017	9	6	2017	
			133,533,000				2017	
			133,533,000	10	7.972261		14.9510	/
			832,116.00					
4	2018	5		14.9510	/			
	35,944			268,700.00	271,722.88		540,422.88	
	14.9510	/		501,456.00	2018	9		
			3,022.88	35,944			1,078	
				16,400.00			282.82	
14.9510	/							
	1,078.00		15,039.18		-	516,495.18		
5	2018			14.9510	/		14.9380	/
6	2019	9					84,066	
	14.9380	/		1,316,106.86		1,255,777.91	84,066	
	1,255,777.91		2020	1	2			
7				2019	10	29		
	2019	11	4	43	287	18.02	/	12

2019

36

8

2019 10 29

2019 11 4

1

12

18.02 /

12

36

2

	2019 12 31
	-
	2,687,947.97
	2,172,617.93

3

	2019 12 31

43,590.37

2019

100%	1,000,000.00		49,000,000.00	2058	5	30				
	50,000,000.00		1,000,000.00	100%			1,000,000.00		49,000,000.00	
2037	5	5								
		4,000						2018	1	2
200	2400		1400	2022	4	30				

MagneticMROAS

MMRO

	2019 12 31
	11,094,428.62
	11,094,428.62
	11,094,428.62
	38,760,548.33
	72,043,834.19

1

2020 4 27

2019



2019



1

141,411,467.65

129,020,637.34

**2019**

	281,316,078.14	100.00	36,126,349.27	12.84	245,189,728.87	274,660,691.14	100.00	26,895,574.78	9.79	247,765,116.36
--	----------------	--------	---------------	-------	----------------	----------------	--------	---------------	------	----------------

						%				
		5,381,690.00		2,690,845.00		50.00				

2019


2

3

**2019**

2019 12 31

--	--



---


2019

---

.....

——

——

——

2019

---

**2019**

	250,363,885.42	244,219,361.25
--	----------------	----------------

2019 12 31

				(%)	
		203,744,061.84	1	81.38	-
		16,423,025.85	1	6.56	-
		14,244,400.00	1	5.69	-
		8,335,699.06	1	3.33	-

2019

---

---

2019



2019

2019

13

-

14

-

15

-

16

-

17

-

2019